

Paradise Found Fiber Farm Online Store
“Fiber Shack”
Instructions for Viewing & Selecting Items for Sale

Hosted on Picasa™ by ©Google

Introduction:

The online “*Fiber Shack*” provides you the opportunity to view most every item we have for sale at our *Fiber Shack*, located at Paradise Found Fiber Farm in Clinton, Whidbey Island, Washington. Purchases can be made by either visiting the store in person or online.



In the Fiber Shack, you'll find handmade goods:

- Handspun yarn in natural or hand dyed colors in Alpaca (both Suri & Huacaya), Llama and Pygora Goat.
- Hand knitted scarves, shawls, and hats for adults, children, and infants.
- Felted tote bags, purses, and hats; Christmas ornaments; pillows; vests; greeting cards....
- Roving in bulk as well as smaller quantities in Alpaca, Llama, and Pygora Goat.



On our web site, <http://paradisefoundfiber.com>, you will find information about the “*Fiber Shack*” on two pages. The **Fiber Shack** page will provide an overview with a few photos, and on the **Photo Gallery** page you will find additional photos of our farm and fiber shack. The actual ONLINE STORE, which we call the ‘**Online Fiber Shack**’, is accessed by clicking on the ‘Online Fiber Shack’ link in the lower body of the home page or the link on the right side bar of all our web site pages.

Please note that new items are being added on a regular basis so please continue to return to the online *Fiber Shack* to view all of the new offerings. Items that have been purchased are marked “Sold” with the date of sale.

The February 2011 update includes five new categories allowing viewing of an extensive offering of 2-Ply, Handspun, Hand Dyed, Alpaca-Huacaya and Suri Yarn, Llama Yarn, Pygora Yarn, and Combination Yarns. We have also added updated categories of Alpaca, Llama, and Pygora Goat roving’s. If after you review the roving displayed you have additional questions or would like additional details, please contact Mary at fibershack@whidbey.com and indicate your fiber and color preference. Photographs will be provided for viewing and purchase. Or you can call her at 360.579.1906 to discuss your fiber needs.

Paradise Found Fiber Farm Online Store
“Fiber Shack”
Instructions for Viewing & Selecting Items for Sale

Hosted on Picasa™ by ©Google

Introduction

Please note that the following instructions have been written to assist those accessing the Online Fiber Shack while visiting the Paradise Found Fiber web site.

To enable easy access to the **Online Fiber Shack** items for sale, we have provided an **Easy Guide** as well as **Detailed Instructions**.

#1 – Easy guide for accessing the Fiber Shack items for sale

Once on the **Paradise Found Fiber Farm “Home”** page, click on either of the **“Online Fiber Shack”** highlighted links located near the bottom of the page, or at the top, right side bar listing to reach items for sale.

Each category will have a photo and a corresponding name, e.g., **“Scarves, Shawls, & Cowsls”**

Click on the item photo and you will open that file of items in that category. If you then click on any one of the individual photos, it will provide the details of that item, e.g., color, price, etc.

#2 – Detailed Instructions are provided to assist you in working your way through the individual collections of items for sale.

Term Used: “left” click refers to left switch/button on your mouse or “left” switch/button on your laptop.

Notes: Access to any of the photos of items for sale is accomplished by either “left” clicking on the Item **Title**, e.g., **Scarves, Shawls, & Cowsls** or on any of the **Photos** in the **Scarves, Shawls, & Cowsls** collection.

For ease of explanation these instructions are written to only “left” click on the **Photo**.

Each step will have an **Action** to perform and once performed, the **Result** of that action. To lead off each **Action / Result** pairing, we ask the questions: **What would I like to do? Or, What would I like to do next?**

General Notes:

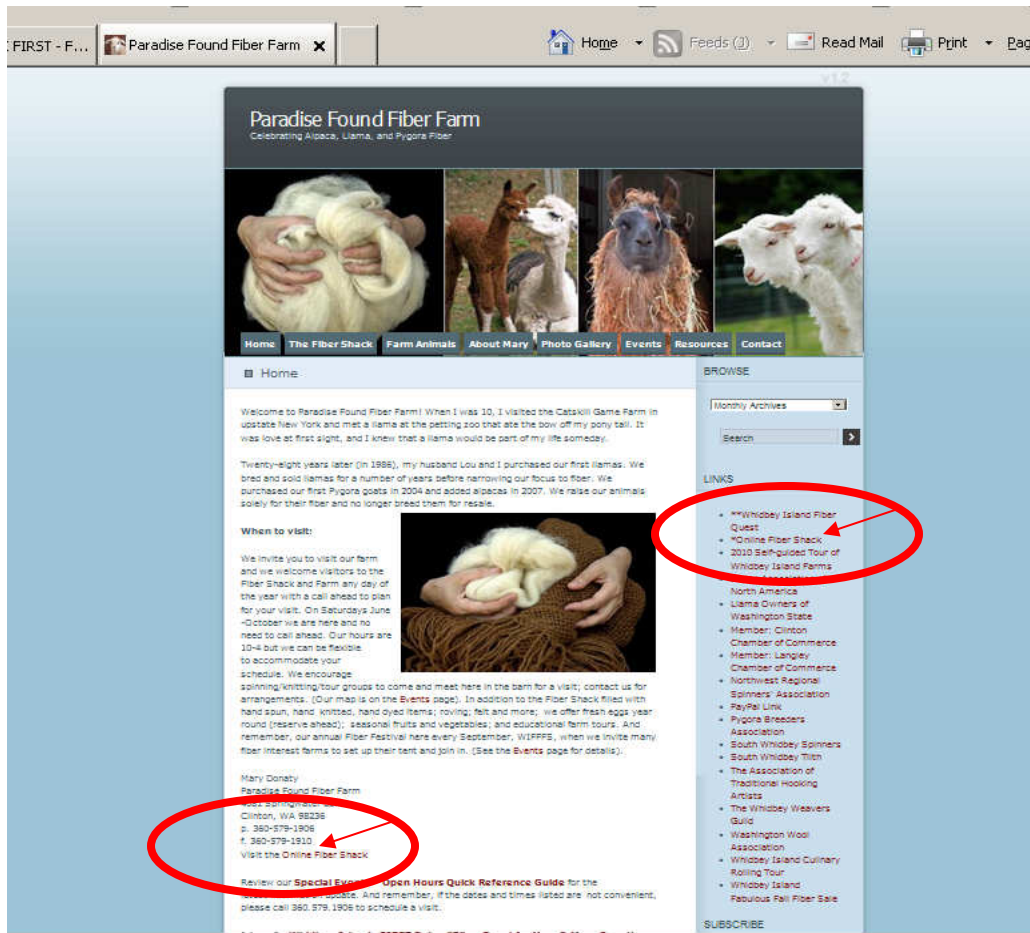
1. All fiber products are handmade, one of a kind design.
2. All purchases are taxable at the local Washington State sales tax rate.
3. Postal shipping rates apply.
4. If you have any questions about a product, contact Mary at fibershack@whidbey.com or call her at 360.579.1906, and have the alpha-numeric reference of the item you are interested in available. This reference is shown on each photo, e.g., **HC25** [that stands for “Hat - Children’s” # 25].
5. With that information, Mary will respond with the shipping costs and tax required to be collected by the State of Washington.
6. Payment can be via cash, check, money order, or credit card payment via PayPal by clicking on the *On-Line Payment Option – Pay Pal* link on the Paradise Found Fiber home page.
7. Utilize the procedure as provided to access each of the Photo categories in the **Fiber Shack's items for sale store**
8. An e-mail to fibershack@whidbey.com is always appreciated. All inputs will be reviewed and we will incorporate any changes required to ensure ease of browsing our Online Store.

Paradise Found Fiber Farm Online Store
“Fiber Shack”
Instructions for Viewing & Selecting Items for Sale

Hosted on Picasa™ by ©Google

[What would I like to do?](#) While on the Paradise Found Fiber Farm Home page, access the “Online Fiber Shack”

Step 1 Action: As shown immediately below, you can access the **Online Fiber Shack Items** by “left” clicking on either of the two circled **Online Fiber Shack** links shown below.



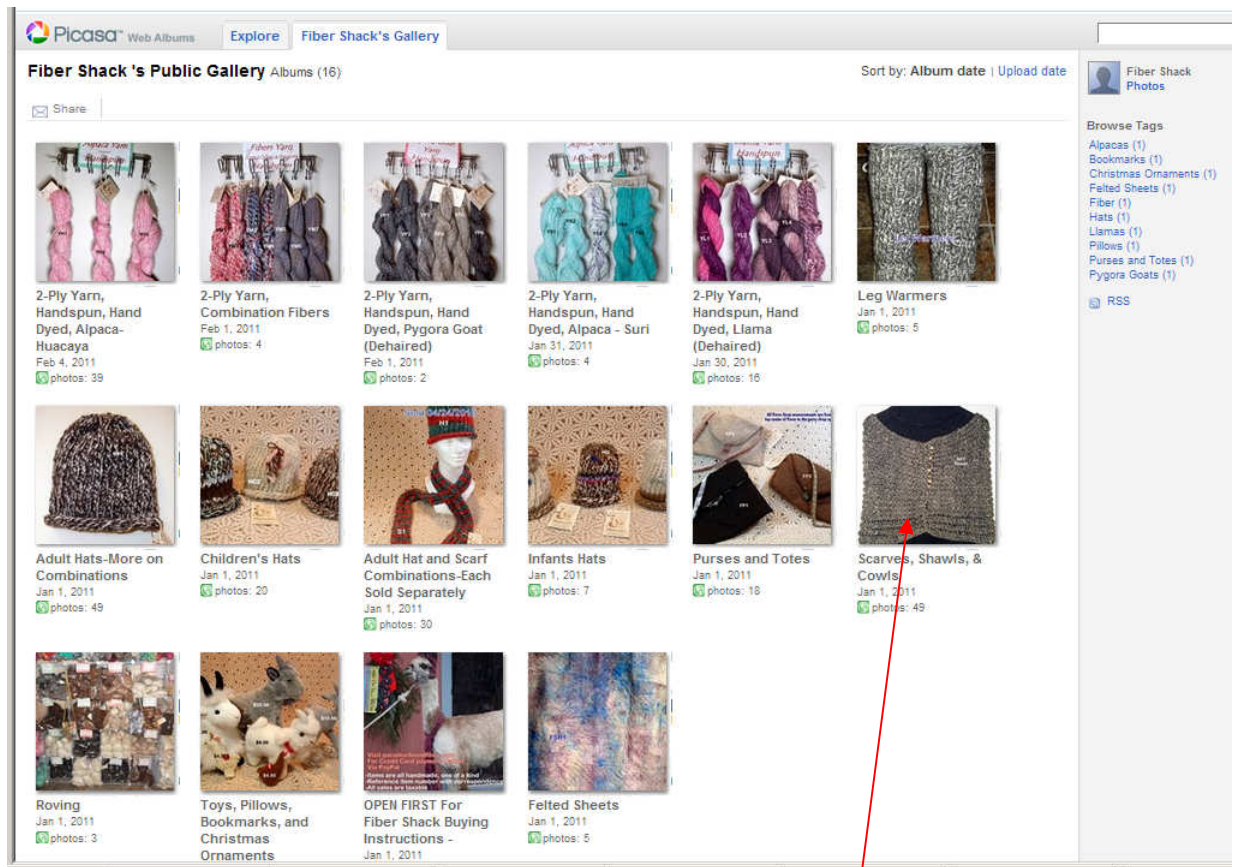
Paradise Found Fiber Farm Online Store
“Fiber Shack”
Instructions for Viewing & Selecting Items for Sale

Hosted on Picasa™ by ©Google

Step 1 Result:

The following “screen capture” is what you should now be viewing.

Please note the following “screen capture”, which is a copy of what I am actually viewing on my computer screen, may be different than what you are viewing on your screen. Why? Because the viewing area is dependent upon your settings.



What would I like to do next? Let's go directly to a category containing hand made items, for example, **Scarves.**

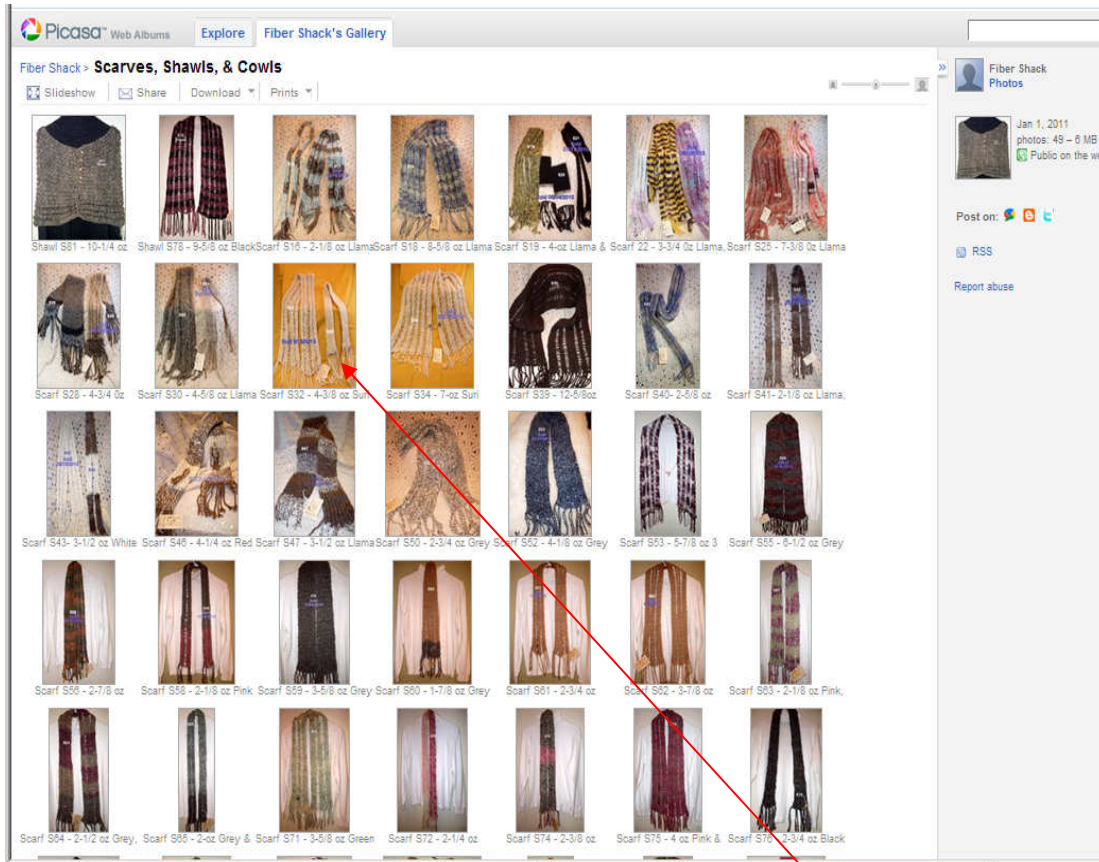
Step 2 Action: “Left” click on the photo of the **Scarves, Shawls, & Cowls**

Paradise Found Fiber Farm Online Store
“Fiber Shack”
Instructions for Viewing & Selecting Items for Sale

Hosted on Picasa™ by ©Google

Step 2 Result:

The following “screen capture” is what you should now be viewing.



Notes:

- To commence your review of each of the Scarves included in this category, “left” click on any scarf **photo**.
- The scarf you just “left” clicked on will be as shown in the Screen Capture on the next page.
 - For these instructions, the scarf photo I randomly selected contained Scarf S32 and Scarf S33

Paradise Found Fiber Farm Online Store
“Fiber Shack”
Instructions for Viewing & Selecting Items for Sale

Hosted on Picasa™ by ©Google

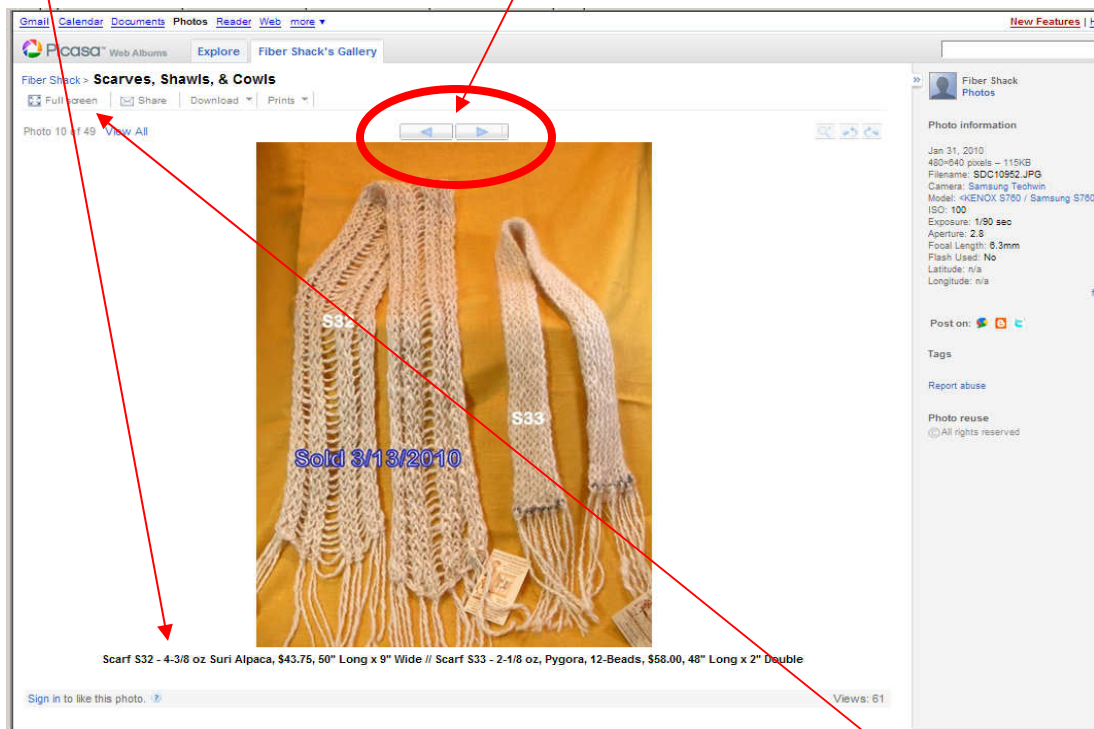
Notes:

- From the caption on the photo, you will see that Scarf S32 was purchased on March 13, 2010 and therefore is no longer available
- Purchased items have not been deleted but remain as examples of the overall variety of scarves available for purchase in various fiber types and colors
- You will also notice that below the Photo is a caption providing specific information for each item included in the photo you are viewing; to include the weight, fiber type, color, price, length and width.

[What would I like to do next?](#) Let's review all of the **Shawls, Scarves, & Cowls** currently in this category.

Reviewing of all Shawls, Scarves, & Cowls, which as of today [Feb 16, 2011] has 49 Photos, can be accomplished in one of two ways

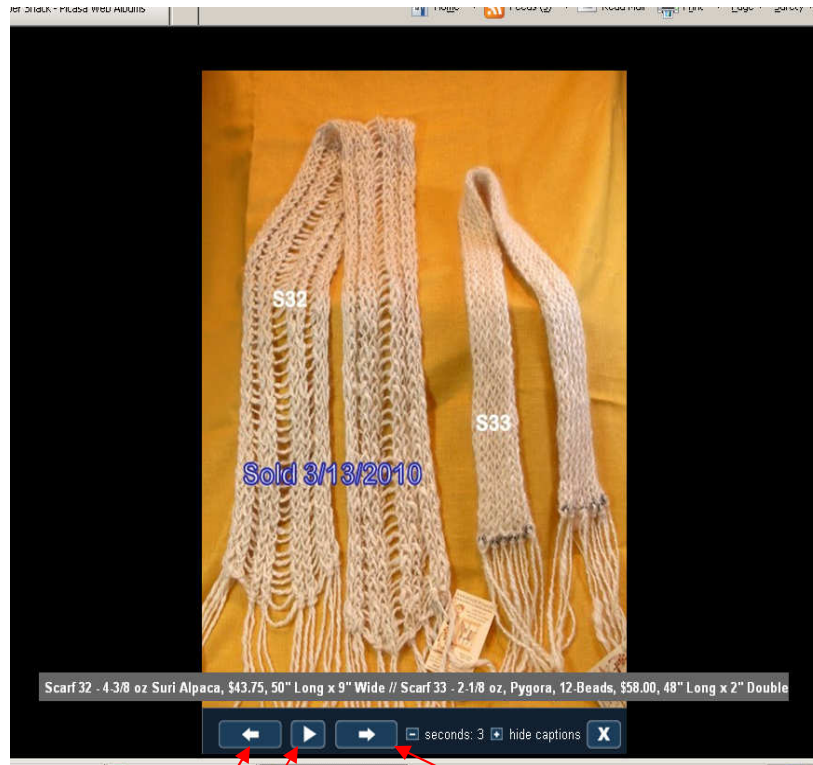
- **Choice 1 Action:** By 'left' clicking on either the **left – right** directional arrows [circled below] you will move either left or right of the image 'page' you are currently viewing.



- **Choice 2 Action:** You can use the **Slideshow** mode by first "left" clicking on **Full Screen** option to obtain the view shown on the next page

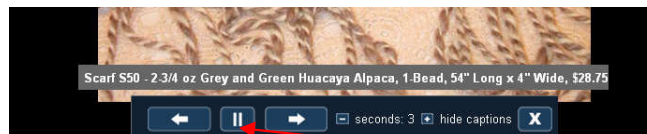
Paradise Found Fiber Farm Online Store
“Fiber Shack”
Instructions for Viewing & Selecting Items for Sale

Hosted on Picasa™ by ©Google



Slideshow Operation:

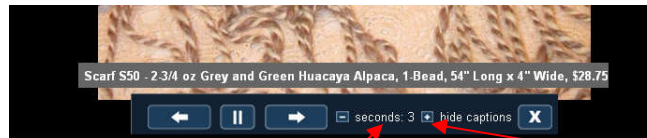
- Once in the Slideshow mode, length of viewing time of each of the photos in this category can be controlled in one or two ways – manual photo advancement or automatic photo advancement
 - (1) Manual Photo Advancement: Movement through this category occurs by using the 'right turn the page' arrow or the 'left turn the page' arrow located on either side of the 'Play' icon.
 - (2) Automatic Photo Advancement: Automatic movement through this category occurs when you 'left' click on the '**Play**' icon, which will advance the picture at 3 second intervals.



- Note: After “left” clicking the “**Play**” icon, the “**Play**” icon will immediately change to the “**Pause**” icon and remain like this until you 'left' click on “**Pause**” which will stop the automatic photo advancement.

Paradise Found Fiber Farm Online Store
“Fiber Shack”
Instructions for Viewing & Selecting Items for Sale

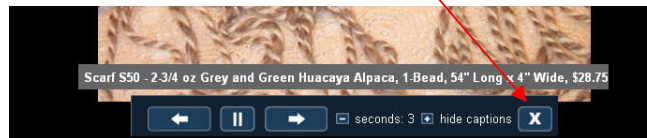
Hosted on Picasa™ by ©Google



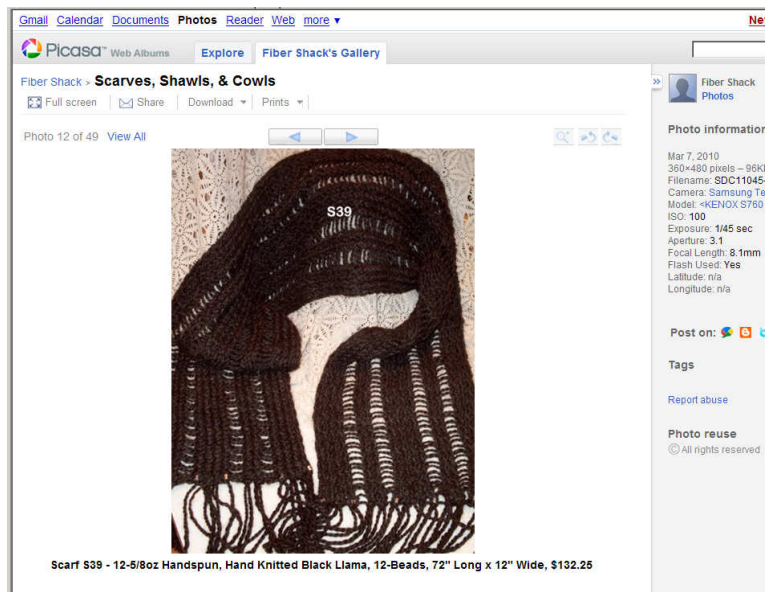
- You can change the speed of the slideshow timing by “left” clicking on the “ - “ icon or “ + “ icon located on either side of: **“seconds 3”**.
- Each “left” click on “ - “ will decrease the photo display time by 1-second, while each “left” click on “ + “ will increase the photo display time by 1-second

Exit Slideshow Operation

- To exit the Slide Show feature, “left” click on the “ X “ icon



- This action will return you to the following screen:



Please note that when you “left” click on the “ X “ icon, the single photo displayed on your screen will be that item you were viewing at the time you exited the **Full Screen** mode of operation. From the above, I was at Scarf 39 when I “left” click on the “ X “ icon.

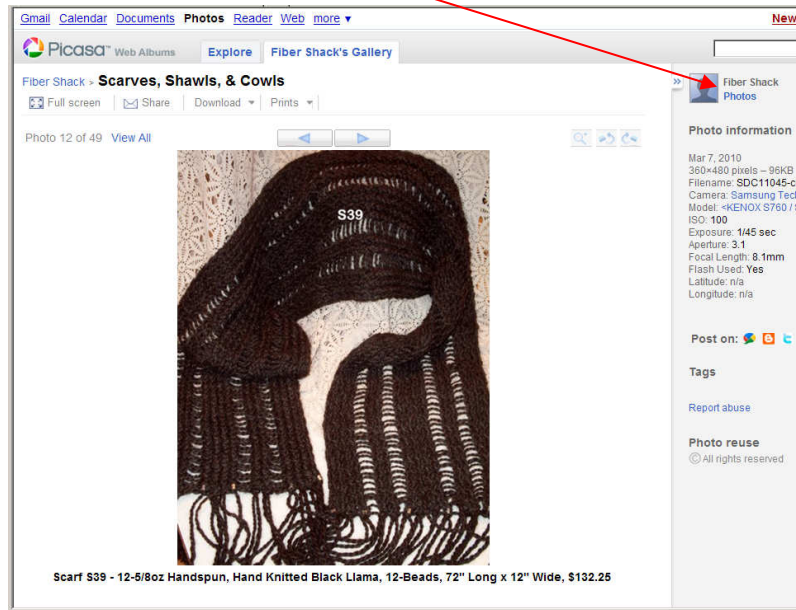
Paradise Found Fiber Farm Online Store
“Fiber Shack”
Instructions for Viewing & Selecting Items for Sale

Hosted on Picasa™ by ©Google

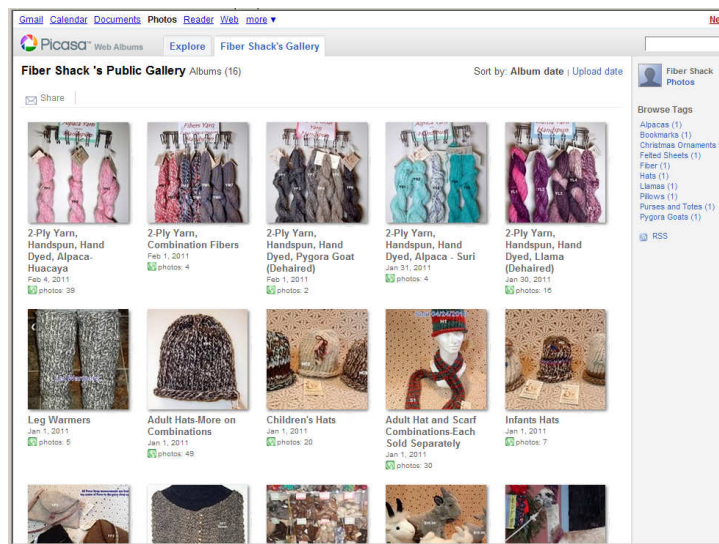
What would I like to do next? I want to review what **Pygora Goat Yarn** is available.

Next Step Action: In order to select the **Pygora Goat Yarn** category, you must first return to the screen view that provides the ability to select any one of the categories.

This is accomplished by “left” clicking on “**Photos**”



Next Step Result: This action will return you to the main screen showing all categories.

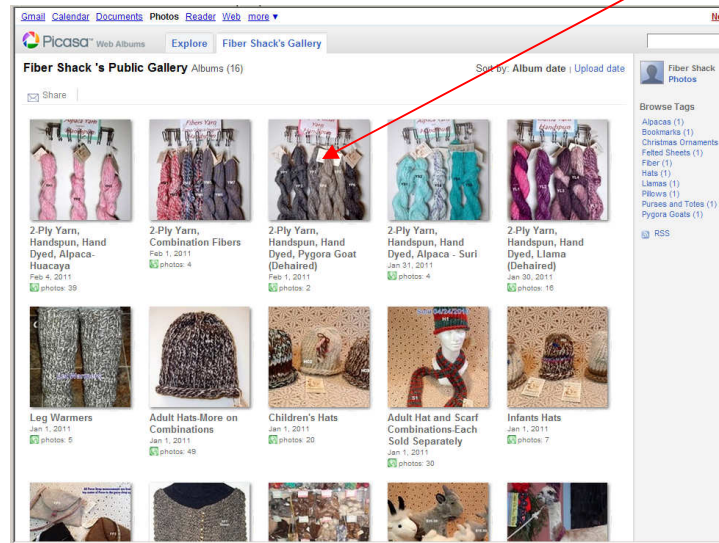


Paradise Found Fiber Farm Online Store
“Fiber Shack”
Instructions for Viewing & Selecting Items for Sale

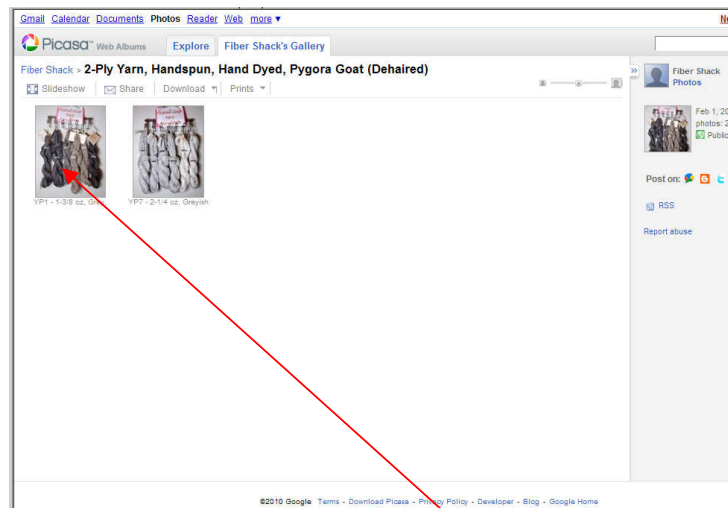
Hosted on Picasa™ by ©Google

What would I like to do next? I want to open the **Pygora Goat Yarn** category.

Next Step Action: This is accomplished by “left” clicking on the Pygora Goat Yarn photo



Next Step Result: This action takes you to the Pygora Goat Yarn category



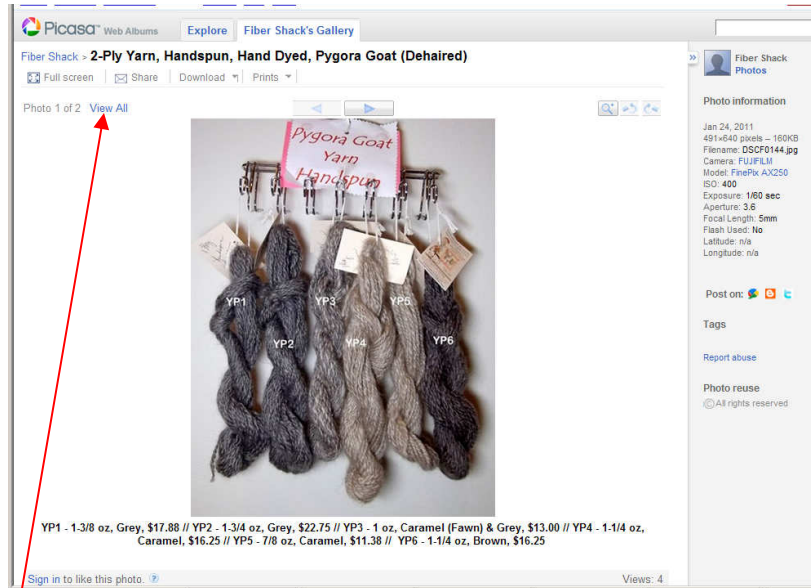
What would I like to do next? I want to take a close look at the **Pygora Goat Yarn**

Next Step Action: This is accomplished by “left” clicking on the first photo

Next Step Result: This action takes you to the first of two Pygora Goat Yarn photos as shown on the next page

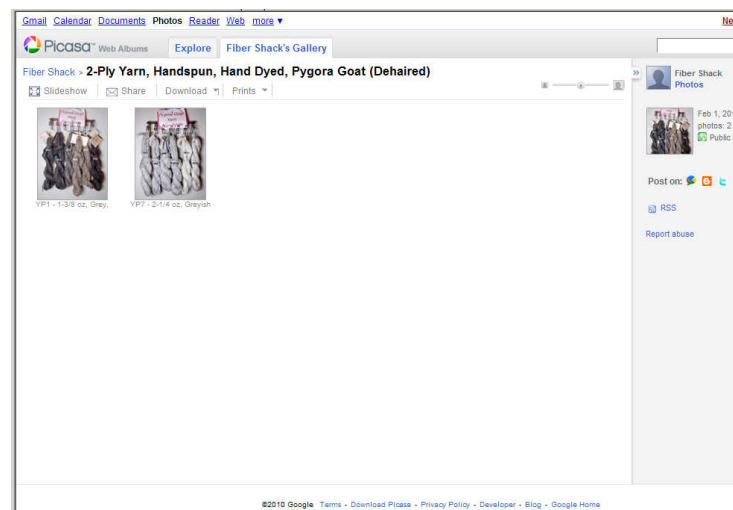
Paradise Found Fiber Farm Online Store
“Fiber Shack”
Instructions for Viewing & Selecting Items for Sale

Hosted on Picasa™ by ©Google



Notes:

- From this point on you can follow the same sequence as described in the previous sequence of going to the **Full Screen** mode of operation to obtain a close up of all the yarn offered.
- If you would like to return to view all the photos in the Pygora Goat Yarn category, you can “left” click on **View All** and it will return you to the previous screen. Please note that this feature works the same regardless of the Fiber category you are viewing.



Closing: The sequence in which you wish to view the categories of Fiber and Fiber Products offered by Paradise Found Fiber Farm is your choice and we trust the foregoing information has been beneficial in helping you move through the online **Fiber Shack**.